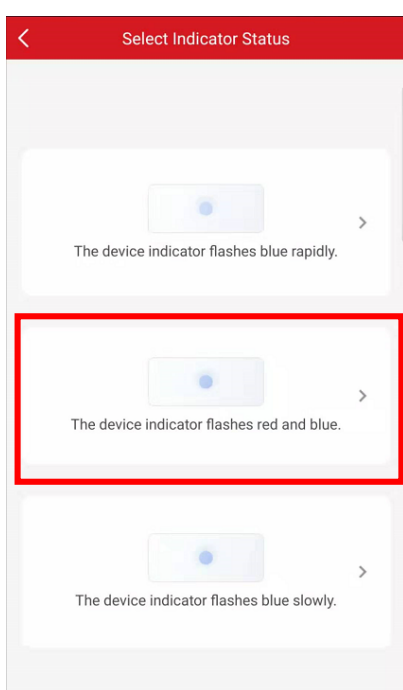


## Wi-Fi Camera Indicator Light Introduction

Hik-Connect APP can be used to scan QR code to lead Wi-Fi camera connect to Wi-Fi router, but camera should at ready for Wi-Fi connection status, the status of camera can be known from the indicator light.



There are three kinds of indicator meanings.



### The first type:

**Steady red:** The camera is starting up

**Blue and red flash alternatively:** The camera is on and ready for Wi-Fi connection

**Flashing blue:** Successfully connected

**Slow flashing red:** Network connect failure

**Fast flashing red:** SD card or other failure

At Hik-Connect you should choose:

**The device Indicator flashes red and blue**

Available models :

DS-2CV1021G0-IDW1

DS-2CD2021G1-IDW1

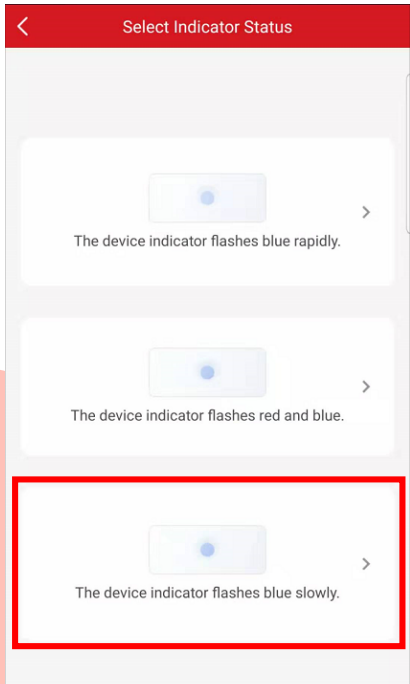
DS-2CD2121G1-IDW1

DS-2CD2021G1-IDW2

DS-2CD2121G1-IDW2

IPC-B120-D/W

HWI-B120-D/W



### The second type:

**Steady red:** The camera is starting up.

**Flashing blue:** The camera is on and ready for Wi-Fi connection.

**Steady blue:** The camera is running properly.

**Flashing red:** Network exception.

At Hik-Connect you should choose:

**The device Indicator flashes blue slowly**

Available models :

DS-2CV2U01FD-IW

DS-2CV2U21FD-IW

DS-2CV2Q01FD-IW

DS-2CV2Q21FD-IW

DS-2CV2U01EFD-IW

DS-2CV2Q01EFD-IW

DS-2CV2U32G1-IDW

IPC-C120-D/W

IPC-P120-D/W

IPC-C100-D/W

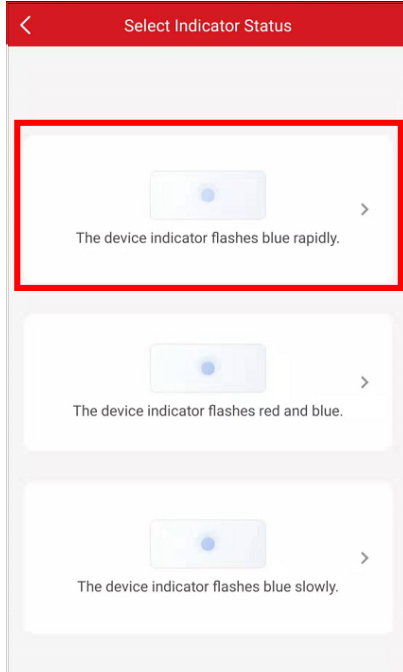
IPC-P100-D/W

HWC-P120-D/W

HWC-C120-D/W

HWC-P100-D/W

HWC-C100-D/W



### The third type:

**Steady red:** The camera is starting up

**Fast flashing blue:** The camera is on and ready for Wi-Fi connection

**Slow flashing blue:** Successfully connected

**Slow flashing red:** Network connect failure

**Fast flashing red:** SD card or other failure

At Hik-Connect you should choose:

**The device Indicator flashes blue rapidly**

Available models :

DS-2CD2121G1-IDW1(B)

DS-2CV1021G0-IDW1(B)

DS-2CV2Q21FD-IW(B)

DS-2CV2U21FD-IW(B)